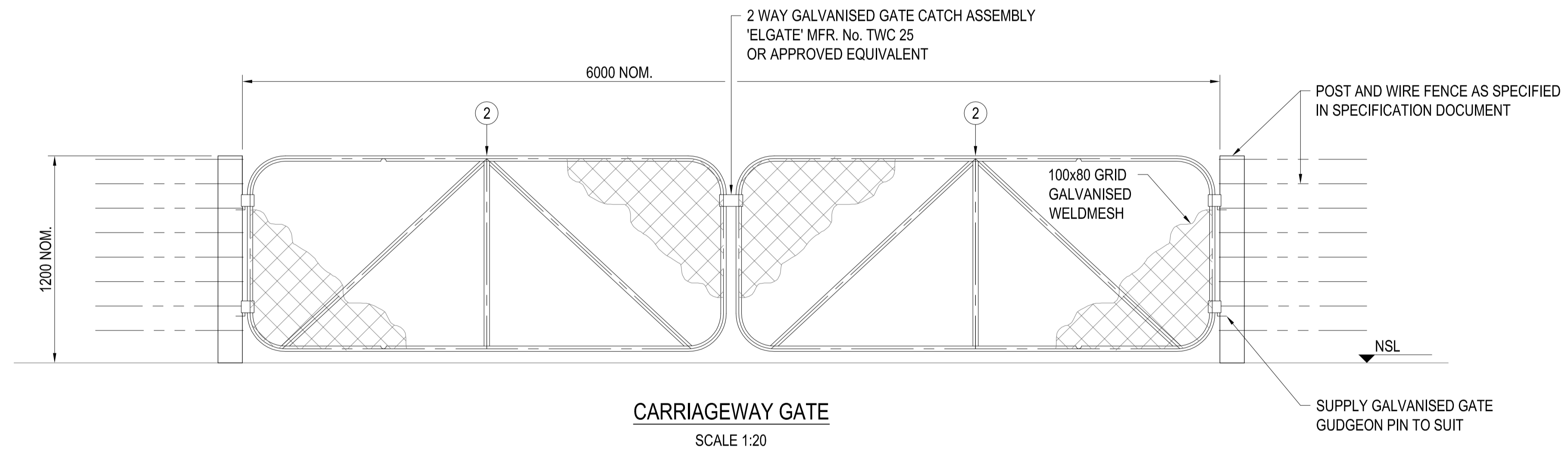
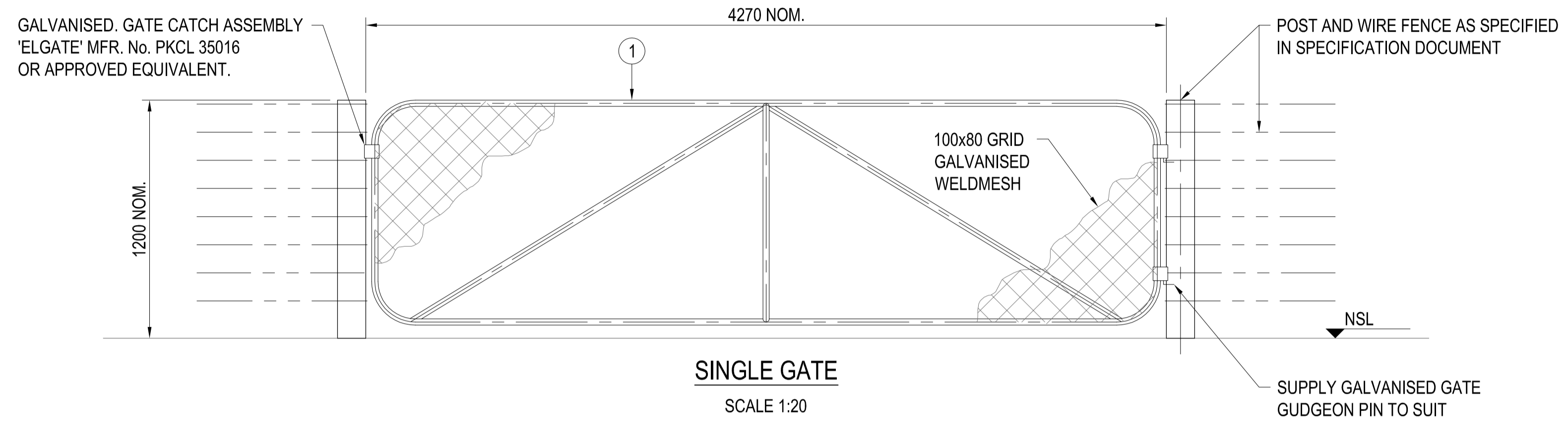


DO NOT SCALE

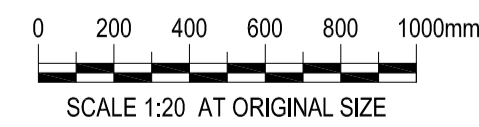


GATE SPECIFICATIONS	
MARK	DESCRIPTION
1	DN25 x 3.2WT GALVANISED TUBE STANDARD 14 FOOT GATE C/W 2-GALVANISED HINGES AND GATE GUDGEONS TO SUIT
2	DN25 x 3.2WT GALVANISED TUBE 3m GATE C/W 2 GALVANISED HINGES AND GATE GUDGEONS TO SUIT

STANDARD DRAWING

REFERENCES	
DRAWING	TITLE

REVISIONS							
No.	REVISION DESCRIPTION	OPS	OPS DATE	DRAWN	CHECKED	APPROVED	DATE
0	ISSUED FOR USE (FROM BWA-SD-G012)	-	-	-	-	PT*	11.09.14



DRG No. BW-SD-G012

DRAWING DISCIPLINE: CIVIL AND SURVEY
SHEET NO. 1 of 1

BARWON WATER - STANDARD DRAWING
POST AND WIRE FENCE
GATE DETAILS

DRAWN	DESIGNED	APPROVED	SCALES:
R.MARRIOTT 25.03.10	A.MICALLEF 25.03.10	P.THOMAS* 11.09.14	PLAN SECTION HORIZ. VERT. Scale for A1 sheet
DRAFTING CHECK L. BERON* 12.05.14	DESIGN CHECK G. BERRYMAN* 12.05.14		

FILE No. A1